


Grid type vacuum chucks

One of the commonest vacuum chucks since clamping with vacuum was discovered is the grid chuck.


This type of chuck is used for clamping simple geometrically shaped workpieces with or without cutouts. Special seals laid out according to the workpiece contour (but incorporating the vacuum supply bore) help to even out pronounced uneven or rough surfaces, whilst still securely holding the workpiece during the application.

- ideal for heavy milling and grinding
- we recommend a larger O shaped seal diameter when large-sized workpieces are very rough or uneven.
O-shaped seal is available in diameters from 2-10mm
- the grid distance required depends on the workpiece




Picture shows a large grid type fixture with different grids enabling simultaneous clamping of different size workpieces


contour and size. We can machine practically any grid dimension. The depth and width of the grooves depend on the O-shaped seal diameter to be used.



Vacuum grid type plate with additional threaded bores




Strong downforces allow high milling performance



Vacuum connection with switch on a grid plate with eccentric-stops



Vacuum chuck with different grids to allow for simultaneous clamping of different sized workpieces

Grid type vacuum chucks





Witte grid chucks are designed and manufactured according to customer's requirements. Dimensions of chuck and clamping area, grid size, slot width, downforce and best type of clamping surface are all details taken into account to supply a chuck which gives optimal results for the application in question. Use our inquiry form on page 98 or get in touch with our agent in your area or with us directly.

The modular concept allows connection of several vacuum chucks. The vacuum supply to each chuck continues through the connection elements.



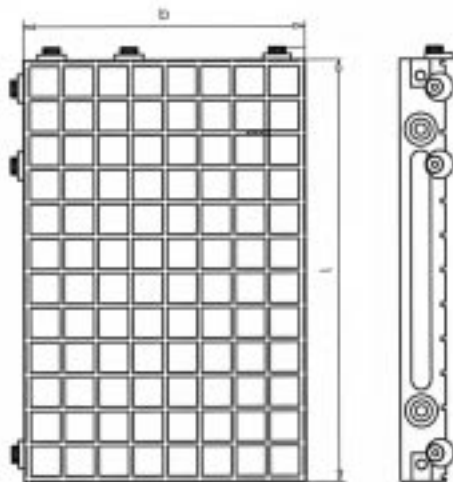
Modular - Grid Chuck



No.	Grid	lxwxh	kg
82978	Grid 25	300x200x32,5	5
84161	Grid 25	300x400x32,5	10
84162	Grid 25	600x400x32,5	20
89676	Grid 12,5	300x200x32,5	5
90249	Grid 12,5	400x300x32,5	10
92289	Grid 12,5	600x400x32,5	20

Supply includes:

1 x tail end, 7 x blind plug, 10 x O-ring,
 1 x plug, inside dia 12, 10m O-shaped seal
 1m vacuum suction hose with wire spiral 18/12
 height adjustable, excentric end stops with discs



Special dimensions available on request!

Witte grid chucks are manufactured in high-tensile aluminium. Steel versions are available on request.